



FEATURES

- Low Profile Design, .62" Tall
- Meets UL 873 Spacing
- Class F Material Standard
- Up to 16 Amp Continuous Contact Capacity
- 5KV Dielectric Strength Between Coil & Contacts
- 85°C Operating Temperature



UL / CUL Ratings

Contact Form	1 Form A SPST N.O. 1 Form C SPDT	
Rated Load	Voltage	Amps
General Purpose, 50K cycles, 85°C	250VAC / 30VDC	16A

CHARACTERISTICS

Insulation Resistance	1,000M Ω min. at 500 VDC
Dielectric Strength	5000V rms, between coil & contacts 1000V rms, between contact
Power Consumption	.41 W; .61W
Terminal Strength	10N
Solderability	260°C 5s \pm 0.5s
Operating Temperature	-55°C to 105°C
Storage Temperature	-55°C to 155°C
Shock Resistance	98 m/s ² 11 ms
Vibration Resistance	10 Hz - 55 Hz double amplitude 1.5mm
Weight	14g

CONTACT DATA

Maximum Switching Power	480 W, 4000 VA	
Maximum Switching Voltage	380 VAC, 110 VDC	
Maximum Switching Current	16A	
Material	AgSnO ₂	
Initial Contact Resistance	50 m Ω max.	
Service Life	Mechanical	1 x 10 ⁷ operations
	Electrical	1 x 10 ⁵ operations

Values can change due to the switching frequency, desired reliability levels, environmental conditions, and in-rush current levels. It is recommended to test to actual load conditions for the application. It is the users responsibility to determine the performance suitability for their specific application. The use of any coil voltage less than the rated coil voltage may compromise the operation of the relay.

ORDERING INFORMATION

Example	PC375L	-1C	-12	S	-L1	R	-X
Model:	PC375L						
Contact Form	1A 1C						
Coil Voltage	5 = 5VDC 6 = 6VDC 9 = 9VDC 12 = 12VDC 24 = 24VDC						
Enclosure	S = Sealed C = Dust Cover						
Contact Plating	Nil = Standard G = Gold						
Version	L1 = Single Coil L2 = Dual Coil						
Polarity	Nil = Standard R = Reverse Polarity						
RoHS Compliant:	Nil = RoHS Compliant						

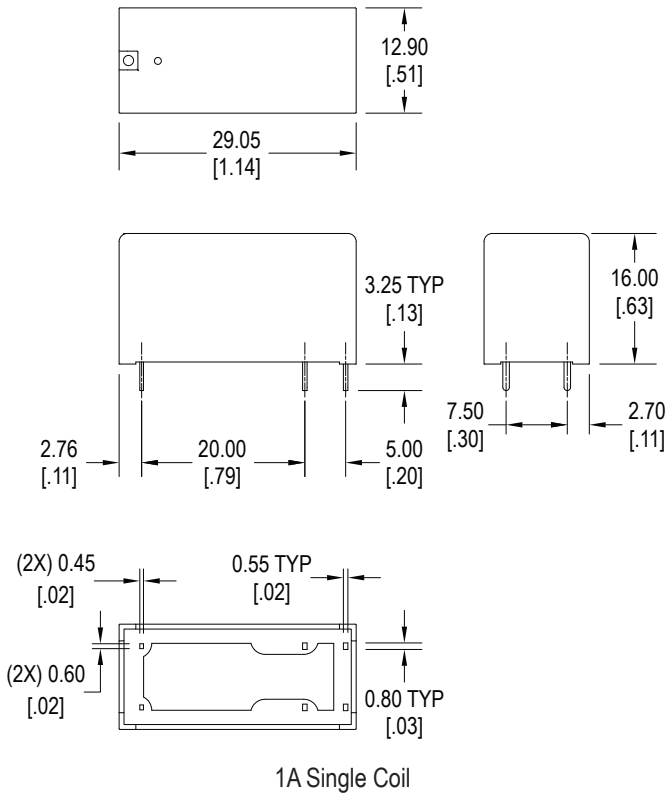
COIL DATA - Single Coil

Coil Voltage		Resistance (Ohms ± 10%)	Pick Up Voltage Max. VDC	Release Voltage Min. VDC	Pulse Magnitude ms	Coil Power W	Operate Time ms	Release Time ms
Rated	Max							
5	6.5	62	3.75	.5	≥50	.40	10	5
6	7.8	90	4.50	.6				
9	11.7	202	6.75	.9				
12	15.6	360	9.00	1.2				
24	31.2	1440	18.00	2.4				

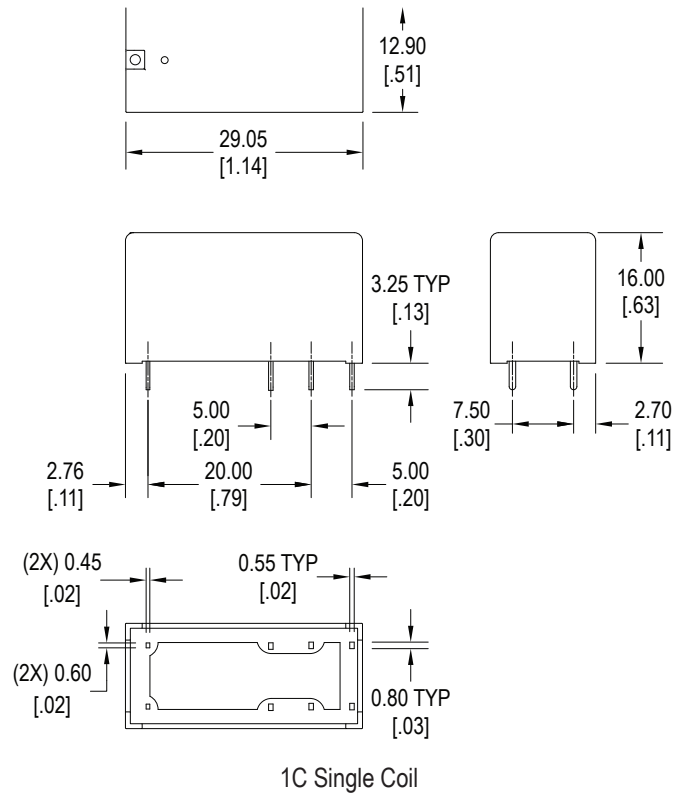
COIL DATA - Dual Coil

Coil Voltage		Resistance (Ohms ± 10%)	Pick Up Voltage Max. VDC	Release Voltage Min. VDC	Pulse Magnitude ms	Coil Power W	Operate Time ms	Release Time ms
Rated	Max							
5	6.5	42	3.75	.5	≥50	.60	10	5
6	7.8	60	4.50	.6				
9	11.7	135	6.75	.9				
12	15.6	240	9.00	1.2				
24	31.2	886	18.00	2.4				

DIMENSIONS Inches (mm)

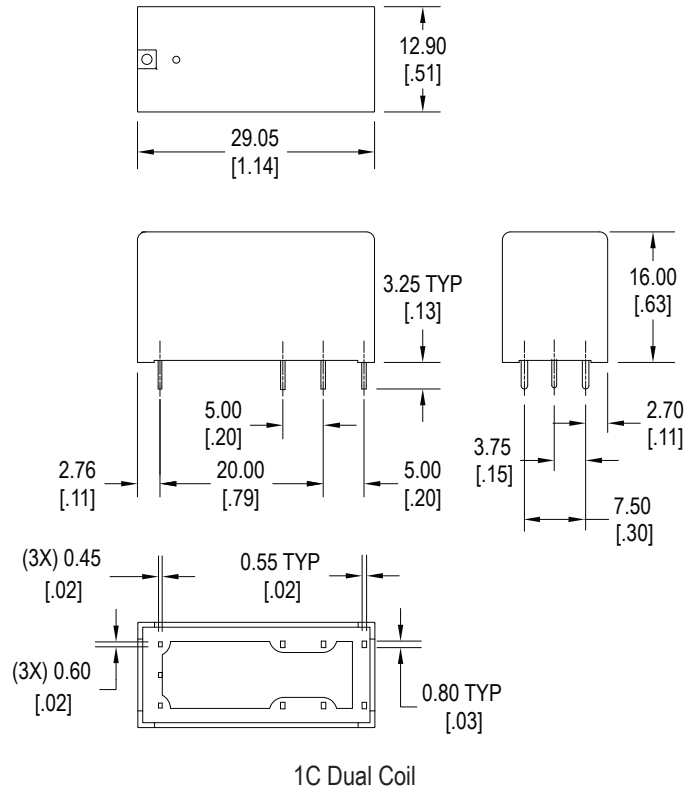
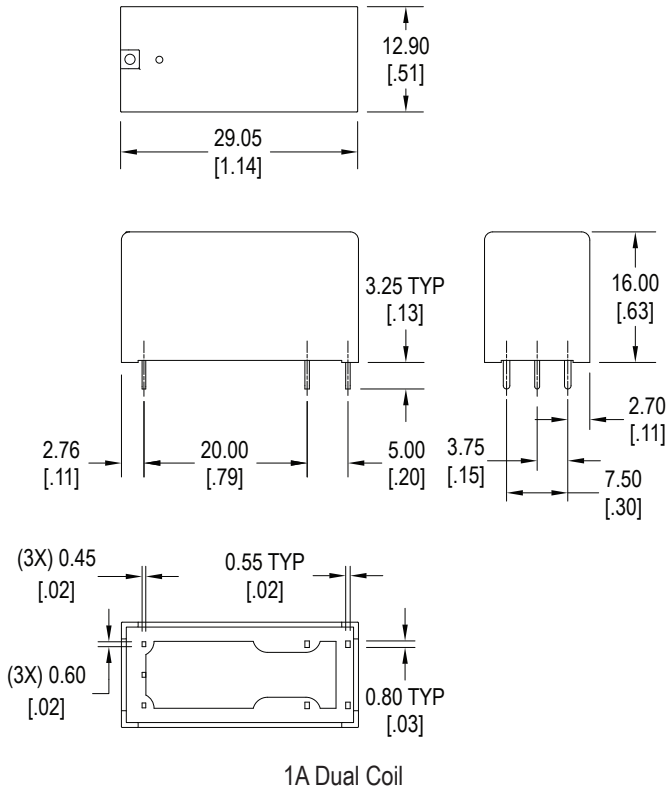


1A Single Coil

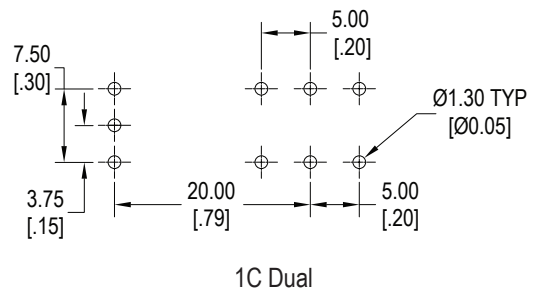
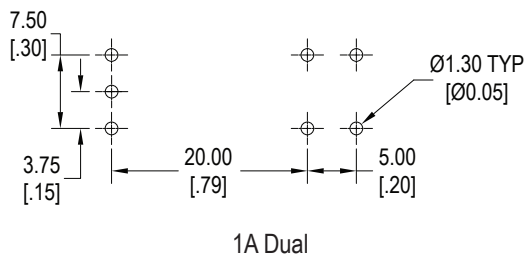
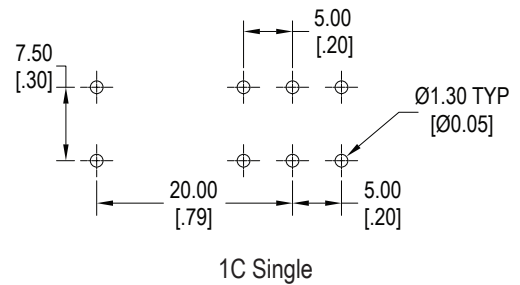
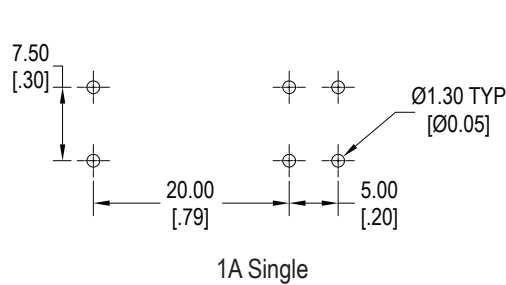


1C Single Coil

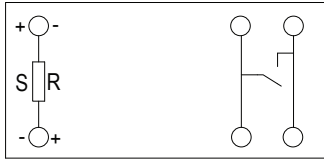
DIMENSIONS Inches (mm)



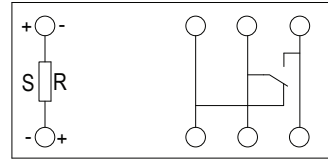
SCHEMATICS & PC LAYOUT Bottom Views



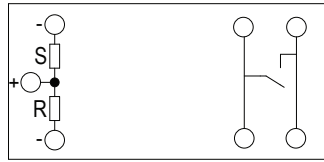
SCHEMATICS & PC LAYOUT *Bottom Views*



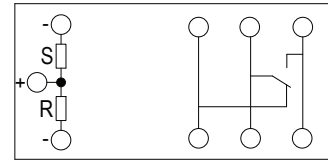
1A Single



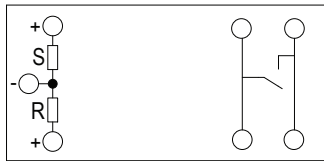
1C Single



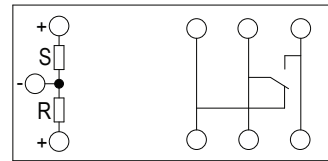
1A Dual



1C Dual



1A Dual Reverse Polarity



1C Dual Reverse Polarity